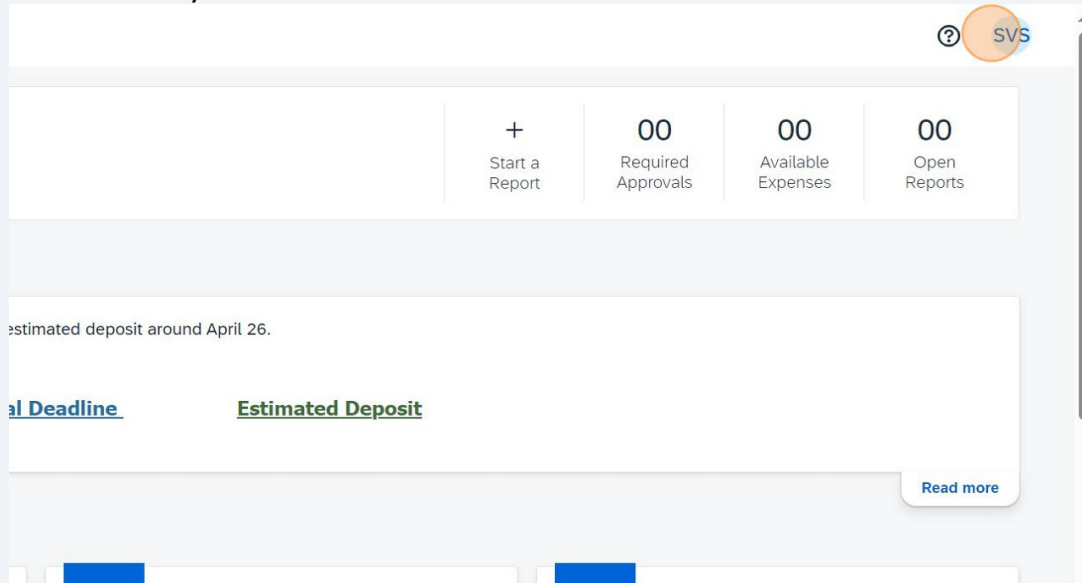


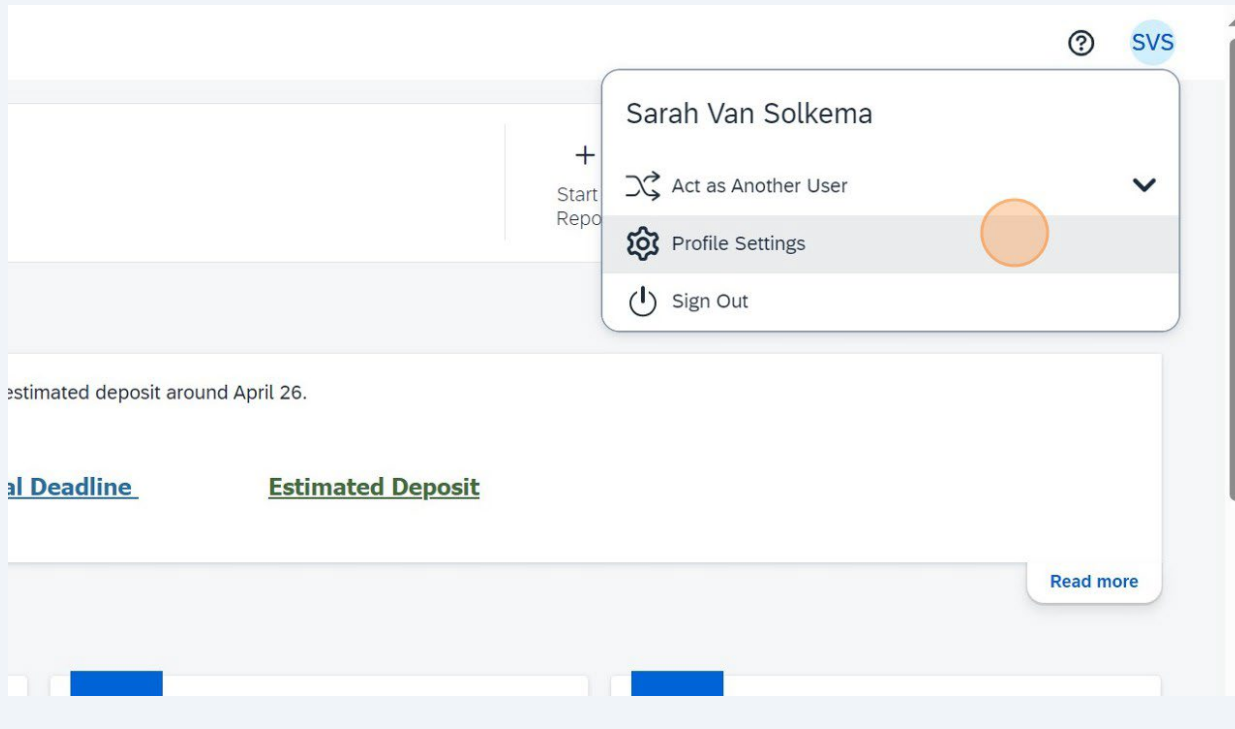
Setup Bank Information in Concur

1 Navigate to <https://www.concursolutions.com/home.asp>

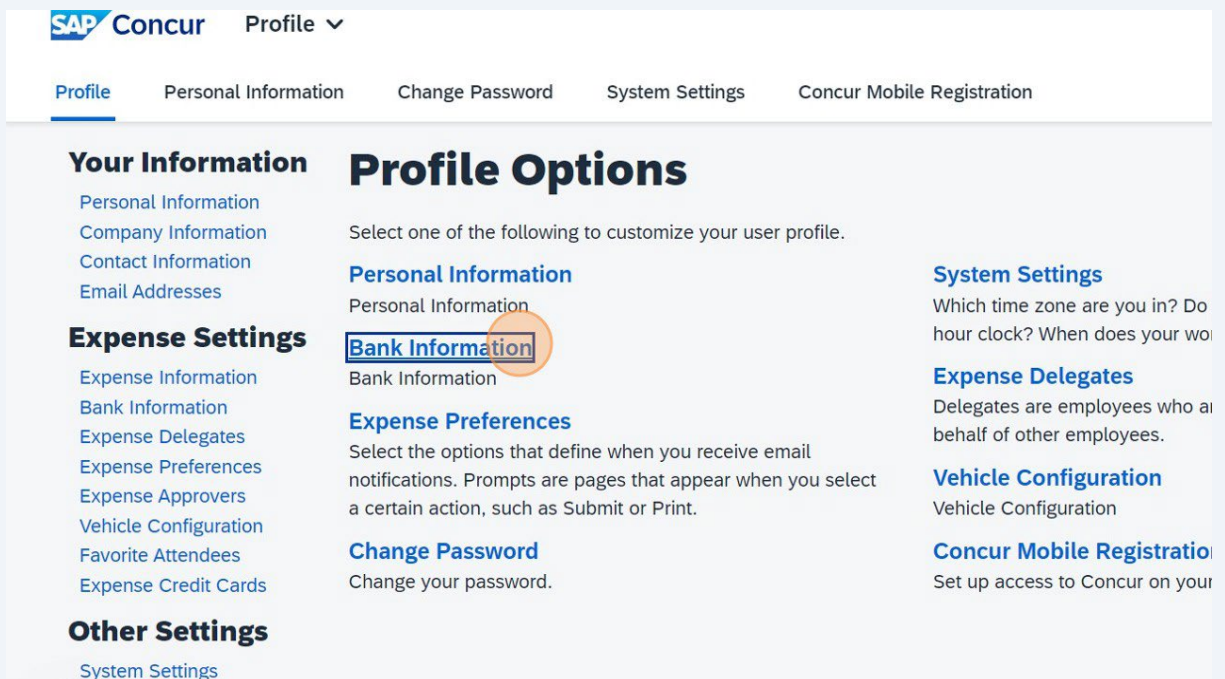
2 Click your initials



3 Click "Profile Settings"



4 Click "Bank Information"



Please enter information in all of the fields below

Bank Information

Bank Country/Region

UNITED STATES

Bank Currency

US, Dollar

Routing Number

1

Bank Account Number

2

Re-Type Bank Account Number

3

Bank Name

4

Branch Location

5

Account Type

6

Status

Active

Yes

7

Personal Address Line 1

8

Personal Address Line 2

City

9

State

10

ZIP Code

11

Save

☒ I authorize the use requirement below

12

Once you have entered all the required information, click Save.

Bank Information

Bank Country/Region

UNITED STATES

Bank Currency

US, Dollar

Routing Number

Bank Account Number

Re-Type Bank Account Number

Bank Name

Branch Location

Account Type

Status

Active

Yes

Personal Address Line 1

Personal Address Line 2

City

State

ZIP Code

Save

☒ I authorize the use requirement below

The status will change to Confirmed and the Re-type Bank Account Number will disappear as it has been confirmed.

Bank Information

Bank Country/Region UNITED STATES	Bank Currency US, Dollar	
Routing Number	Bank Account Number	Re-Type Bank Account Number
Bank Name	Branch Location	Account Type
Status Confirmed	Active Yes	
Personal Address Line 1	Personal Address Line 2	
City	State	ZIP Code
<div>Save</div> <div><input checked="" type="checkbox"/> I authorize the use requirement below</div>		

Your banking information is now saved, and nothing further is needed.